



Bobbing Bee

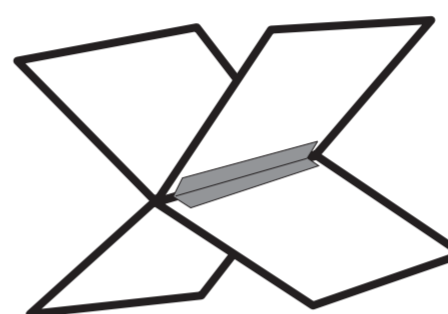
1 Make half cuts on both cards



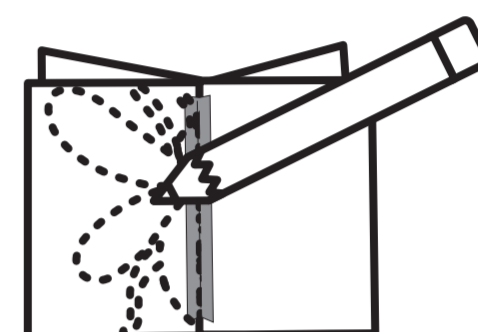
2 Interlock cuts to make an 'X'




3 Tape the 2 cards together




4 Draw half a bee




5 Cut 2 layers to make a full bee



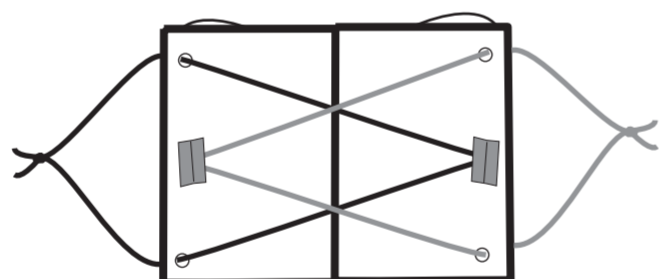
6 Design and colour your own bee



7 Make 4 holes



8 Weave and tape 2 threads as shown, and tie knots at the end of the thread



9 Pull and release to make the bee fly



WORLD BEE DAY