





Plant Party!



Complete your Young Scientist badge here!

We can see plants in the forest, parks, and even our neighbourhood! But can you identify the different parts of a plant? You may name the parts from bottom to top.

Root | Stem/ trunk | Leaf | Flower | Fruit



Think:
What do each of these parts do?





Do you know that each of the parts has an important role to play?

Roots

The roots take in water for the plant. It also anchors (holds) the plant to the ground. Some plants, such as sweet potato, store food in their roots. These roots are edible to humans and other animals. Other edible roots are carrot, turnip and beet.

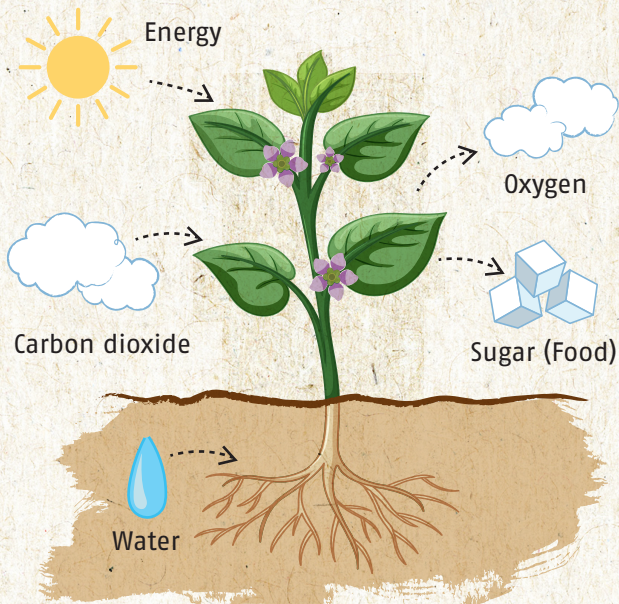


Stem/trunk

The stem has tubes within it which helps transport (bring) water from the roots up to the leaves. It also helps to transport food made in the leaves to other parts of the plant. The stem also helps the plant to reach out for light. However, some plants have weak stem, and they are called creepers. They will require support to climb up and reach for light. Examples of creepers are tomato, blue pea flower plant and watermelon.

Leaf

The leaves make use of water, air (carbon dioxide) and light to make food. This process is known as photosynthesis.



Flower

Flowers are usually sweet smelling and brightly coloured to attract insects, birds and other small animals that feed on nectar. These animals help pollinate the flowers. After pollination, the flowers will wither and turn into fruits.

Pollination is the process whereby the pollen grains (yellow grains) are being transferred from the male part to the female part of the flower.

Fruits

Fruits usually contain seeds, and these seeds are meant to be dispersed (scattered) away from the original plant for them to grow into new plants.

So, do you think that chilli is a fruit? What about cucumber? Yes, they both contain seeds and therefore are fruits of their plants!

Think:

Plants can't move, so how do they disperse their seeds? Why do they need to do this?



Activity


Walk around your neighbourhood park and collect the following items.

Remember to pick them from the ground and not pluck from the plants/ trees. Wear a mask and stay at least 1m away from others!

Items required:

You may pick items of different shapes and sizes to make your art and craft more interesting!

- Some leaves
- Some branches
- Some flowers
- A piece of drawing block
- Paint of different colours
- Soft sponge



[Click here](#)

for a video on how
to make your own
Plant PARTY!

