



Online Education Programs System

<https://obs.science.edu.sg/OBS2020WebApp/Login>

Guide for booking Enrichment
programs with Science Centre
Singapore

Should you have further enquiries, Please call 64252525/ 64252526 or email to schools@science.edu.sg



What is the Online Education Programs system?

The Online Education programs system allows teachers to make bookings for Enrichment programs at Science Centre Singapore

The system can be accessed at the following URL:

<https://obs.science.edu.sg/OBS2020WebApp/Login>

To use the Online Education Programs System, you must have the following

A registered email address with an Educational institution in Singapore.



How do I obtain an account with Online Education Programs system?

Teachers, please use an edu.sg email address to register.

- Create account using the “Register” link in <https://obs.science.edu.sg/OBS2020WebApp/Login>



ONLINE EDUCATION PROGRAMMES SYSTEM
Science Enrichment Programs

The login form contains the following elements:

- Username:** A text input field with the value "user".
- Password:** A text input field with masked characters "*****".
- Sign In:** An orange button.
- Footer:** Two links: "Reactivate/Forgot your password" and "Register".

A red arrow originates from the "Register" link in the list above and points to the "Register" link in the footer of the login form.



I have an account. How do I change/reset my password?

Step 1

Step 2

Step 3

Step 4

Step 5

Step 6

Step 7

Step 8

Follow the instructions and change your password during the first login

If you have 2 failed logins, before the system disables your account. Click "**Forget your password**" to reset the password.

If your account is disabled, you can reactivate your account by clicking the **Reactivate** link.

ONLINE EDUCATION PROGRAMMES SYSTEM
Science Enrichment Programs

The screenshot shows the login interface for the Online Education Programmes System. It includes a "Username" field with the text "user", a "Password" field with masked characters ".....", and a "Sign In" button. At the bottom, there are three links: "Reactivate", "Forgot your password", and "Register". A blue arrow points from the text "Reactivate your account" to the "Reactivate" link. A purple arrow points from the text "Forget your password" to the "Forgot your password" link. Both links are circled in their respective colors.



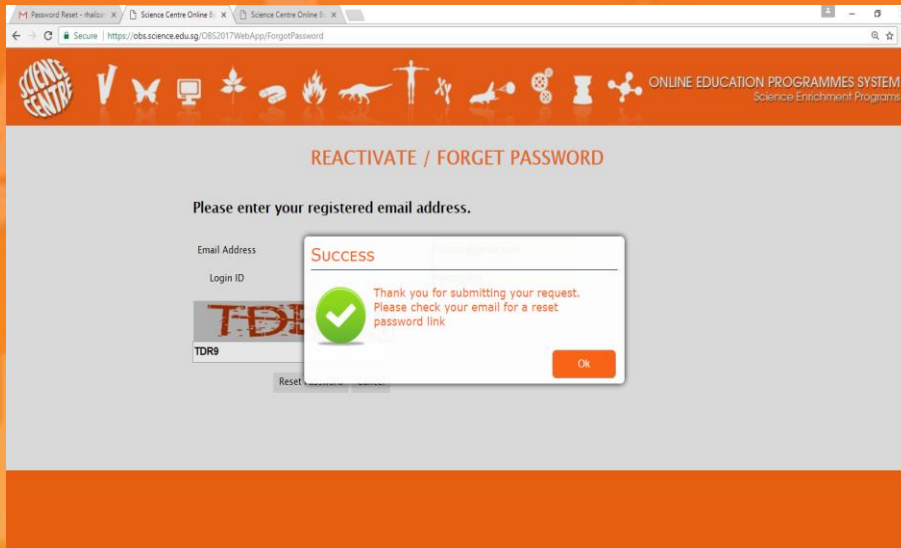
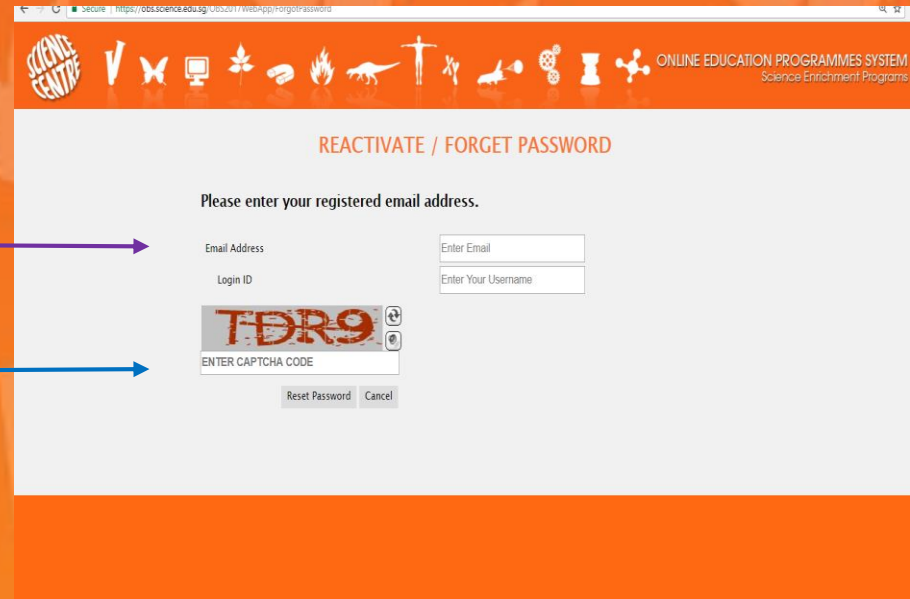
I have an account. How do I change/reset my password?



Step 1

Need to key in your email address and your login id.

Then key in the Captcha code before clicking the "Reset Password"





I have an account. How do I change/reset my password?



In your email inbox, please check if you receive this email

Dear xxxxx,

A request has been received to reset your password. If you did not initiate the request, then please ignore this email.

Please click [Here](#) to complete reset password and account verification.

Please key in your new password, re-type your password and click "Confirm".

A screenshot of the "RESET PASSWORD" web form. The form has a white background with an orange header. The header contains the Science Centre logo, a row of science-related icons (flame, leaf, microscope, etc.), and the text "ONLINE EDUCATION PROGRAMMES SYSTEM Science Enrichment Programs". The main content area is titled "RESET PASSWORD" and contains the instruction "Please enter your new password." Below this are two input fields: "New Password" with a placeholder "Enter Password" and "Re-type Password" with a placeholder "Re-type Password". At the bottom of the form are two buttons: "Confirm" and "Exit". A blue arrow points from the text "Confirm" in the previous block to the "Confirm" button.A screenshot of the "RESET PASSWORD" web form showing a success message. The form has a white background with an orange header. The header contains the Science Centre logo, a row of science-related icons, and the text "ONLINE EDUCATION PROGRAMMES SYSTEM Science Enrichment Programs". The main content area is titled "RESET PASSWORD" and contains the instruction "Please enter your new password." Below this is a "SUCCESS" message box with a green checkmark icon and the text: "Your password has been reset and account has been activated or reactivated. Please check your email for the details and reminders." At the bottom of the message box is an "OK" button. A blue arrow points from the text "Completed." in the previous block to the "OK" button.

Completed.



I have an account. How do I make a booking?



Select the class you wish to book then click “next”.

You can select classes by:

- Grade** • Choose the level of your students
- Search Topic** • Choose this if you already know the name of the class you wish to attend
- Programs of study** • Which subject are you interested in


My Bookings | New Bookings | Welcome user | [My Profile]

Topics | Register Class Schedule | Confirm Booking

Select a Grade [Search Topic]

Astronomy	Electromagnetism
Chemistry	Energy Lab
Digital Media	Fascinating Light
DNA	Green Energy: Windmill
Gallery Programmes	Heat & Temperature
Kitchen Science	Heat Shield
Life Science	Impact
Lower Primary Programs	Into the World of Paper Airplan
Mathematics	Light
New Classes	Magnets
Physics	Materials@Work
Robotics	Power Forever
Special Temporary Exhibitions	Properties of Forces
Tinkerer's Lab	Scientific Problem Solving
	Shake Rattle and Roll
	Solar Energy (Heat)
	Solar Energy (Light)
	Water Rockets
	Wonderful Waves
	World of Energy

Synopsis



Light

Explore the nature of light with a series of hands-on activities in this fun-filled workshop, where you investigate how different mirrors, lenses and materials affect how light travels. The workshop will also cover aspects of colours, shadows and light as a form of energy.

Next

*Best view on IE7 with resolution 1280*800

Topics | Register Class Schedule | Confirm Booking | Payment

Select a Grade [Search Topic]

ABE	Free & Easy Gallery Tour
Chemistry	GP Bioethics
Corporate Programmes	GP Brain (Sec)
CRADLE	GP Climate Change (Pri/Sec)
Defending Science	GP Dialogue with Time
Digital Planetarium	GP DNA Trail (Pri)
DNA	GP Earth Our Untamed Planet (Pri/Sec)
Gallery Pathways	GP Ecogarden (Pri/Sec)
Kitchen Science	GP Energy Trail@Kinetic Garden (Pri/Sec)
Lower Primary Programs	GP Mathematics Explorer (Pri/Sec)
Mathematics	GP Mathematics in the Garden
MindFest	GP Open Your Eyes (Pri/Sec)
Nature Science	
New Classes	
Physics	
Preschool	
Special Events	
Special Temporary Exhibitions	
Tinkering	

Synopsis

Server Error

403 - Forbidden: Access is denied.

You do not have permission to view this directory or page using the credentials that you supplied.

Next

If you saw this message under the “Synopsis”, Please ignore and proceed your booking by click onto “Next”.



I have an account. How do I make a booking?



First select the **"Add"** button to start off with your booking

Booking process.

	Pick Date	Start	End

Delete Add Back Next

Then under **"Pick date"** click onto the icon & choose the date of your choice.

Class Schedule Confirm Booking Payment

re Science. Please click "Add Class" to begin the booking process.

Class Name	Number of students	Number of teachers	Pick Date	Start	End
<input type="text"/>	<input type="text"/>	<input type="text"/>	<input type="text"/>		



I have an account. How do I make a booking?

Step 1 > Step 2 > Step 3 > **Step 4** > Step 5 > Step 6 > Step 7 > Step 8

- Use our pick date facility to pick an available date/ time.
 - Click the slot that fits your preferred schedule.
- (If your prefer date is not available, you can click “**Next**” to view the following week or go back to “Step 3” to pick another date.)

Return to Class Booking Page Tuesday, July 07, 2015 Available : Booked :

	Tuesday 7/7	Wednesday 8/7	Thursday 9/7	Friday 10/7	Saturday 11/7	Sunday 12/7	Monday 13/7
8am							
9am							
10am		9:30 – 11:30 Pond Study	9:30 – 11:30 Pond Study	9:30 – 11:30 Pond Study			
11am							
12pm							
1pm							
2pm							
3pm	2:30 – 4:30 Pond Study		2:30 – 4:30 Pond Study				
4pm							
5pm							
6pm							

Previous Next



I have an account. How do I make a booking?



Fill in all the other information about your booking and then click next.

Topics > Register Class Schedule > Confirm Booking > Payment

You have selected **E LS Pond Study** from **Nature Science**. Please click "Add Class" to begin the booking process.

	Level	Module	Class Name	Number of students	Number of teachers	Pick Date	Start	End
<input type="checkbox"/>	Secondary 1	Pond Study	Sec1A	30	3	10/07/2015	09:30	11:30

Delete Add Back Next

Please take note that you can **only book one class per transaction**.
For **changing of date**, please do a new booking & cancel the existing booking.



I have an account. How do I make a booking?



Check your details and then click “Confirm Bookings”

You have selected **E LS Pond Study** from **Nature Science**.

Level	Class Name	Number of Students	Number of Teachers	Pick Date	Start	End	Cost
Secondary 1	Sec1A	30	3	10/07/2015	09:30	11:30	\$60.00

Click I don't have a promo code.

Input promo code
 I donot have a promo code

(only one promo code may be used per order)

Total : \$60.00

****The cost shown is EXCLUSIVE of our admission charges.****

Please note that the **cost indicated is exclusive** of our **Admission charges to Science Centre or any Temporary Exhibition.**



I have an account. How do I make a booking?



Step 7a: Click “Agree” to accept our Terms and Conditions”

Terms and Conditions

Cancellation Policy

- Booking cancellation have to be done online at least 30 calendar days (by 5:30pm) before the booking date to avoid any penalty charges.
- Booking amendments have to be done online at least 10 working days (by 5:30pm) before the booking date for the changes to take effect.
- A penalty charge will apply for any cancellation within 30 calendar days of the booking date, no show, or if class is late for more than 30 mins without notification.
- The amount of penalty charges are as follows:
 - for paid programmes, equal to the course fees for number of people booked
 - for free programmes offered in the form of hands-on workshop, equal to \$100 including GST, multiplied by the number of classes cancelled
 - for free programmes offered in the form of lecture or lecture demonstration, equal to \$150 including GST
- All bookings received will indicate that participants have agreed to the cancellation policy.

Admission Fee

All calculated charges are EXCLUSIVE of our admission charges.



I have an account. How do I make a booking?

Step 1

Step 2

Step 3

Step 4

Step 5

Step 6

Step 7

Step 8

You will see the confirmation screen

All your classes have been successfully booked. The following are the details of the classes.

Invoice number : **TB23605**

Please click [here](#) to view your invoice.

(This is a draft invoice, final invoice will be sent on visit date via email)

[Make another booking](#) [View Booking Status](#)

You will also receive an email from enrichment@science.edu.sg with all the booking information



How do I modify/cancel a booking?

You can modify/cancel a booking by logging in and going to **My Bookings**

Filter										
Topic Name	Class Name	Class Date	Booking Date	School						
TB20476	YUHUA PRIMARY SCHOOL	Young Padi Farmers Project	10/07/2015	10/07/2015	9:30AM	11:30AM	14/05/2015	Tunua Primary School	Success	Detail
TB20656	SCIENCE CENTER ADMIN	Pond Study	Sec1A	10/07/2015	9:30AM	11:30AM	08/06/2015	Kelly	Success	Detail
TB20413	NAN HUA HIGH SCHOOL	GP Maths Explorer (Sec)	104	10/07/2015	2:00PM	2:30PM	05/05/2015	Nancy Bala	Success	Detail
TB20501	DEYI SECONDARY SCHOOL	Chemistry of Food	103	10/07/2015	2:30PM	4:00PM	15/05/2015	Deyi Secondary	Success	Detail

Identify your booking & select “Details”

For “modification”

- You can amend the “class name”, “number of student & teacher”, after amendment click “Save Booking”.
- For **changing of date**, please do a new booking & cancel the existing booking.

For “cancellation”

- choose “Cancel Booking” then click “yes”. You will receive an email confirmation upon cancellation.

Booking Detail

Booking User	Kelly	Class Date	Friday, July 10, 2015
Invoice No	TB20656	Start Time	9:30 AM
Status_ID	Success	End Time	11:30 AM
Topic Name	Pond Study	Class Name	Sec1A
Booking Date	Monday, June 08, 2015	Number Of Teacher	3
Cost	\$ 60.00	Number Of Student	30

[Save Booking](#) [Cancel Booking](#) [Back](#)

Please click [here](#) to view your invoice.
(This is a draft invoice, final invoice will be sent on visit date via email)



Thank you for using the Science Centre Singapore Enrichment Programmes booking system

Selected classes are not available in our booking system. These include

1. 2 Day DNA classes
2. Classes based on Omni Theatre movies
3. Excursion to Sky Greens farm
4. CRADLE classes

To book the above classes, please use the booking forms

We hope that you have a good experience with our new booking system and feel free to contact us should you require further information. You can reach us at schools@science.edu.sg or call 64252525/ 64252526

Alternatively you can leave your feedback at by clicking the **Feedback** link on our website.

We look forward to facilitating a fun hands-on learning opportunity for your class at Science Centre Singapore