



Teachers' Briefing

25 Feb 2019 & 1 Mar 2019 @
SCIENCE CENTRE SINGAPORE

ORGANISED BY:

SONY



SUPPORTED BY:



Ministry of Education
SINGAPORE



SCSA 2018 Video
Let's take a look!



WHAT WILL BE COVERED TODAY?

1. Objectives of SCSA
2. SCSA (Schools)
3. SCSA 2019 Details
4. SCSA 2019 Timeline
-  **5. NEW Submission Template & Cloud Drive Resource**
6. Judging Criteria
7. Examples of Toys
8. Pointers for Toy Submission



“SCSA has the ability to **translate complex ideas** into something that young children find simple and easy to comprehend. SCSA has made science learning fun and enjoyable.”

*Mr Jegendren Tanapal
Yew Tee Primary School
Diamond Award Recipient*



Objectives Of SCSA

- × **X** multiplier, X-factor, multi-disciplinary, X-traordinary
- × **Cultivate** hands-on and hand-making ability by themselves
- × **Inspire** creativity from a young age
- × **Transform** science concepts or ideas into fascinating toys
- × **Encourage** the entrepreneurial skills
- × **Discover** the joy for learning through creating something they like most – toys!



**SCSA (Schools)
Details**

★ Remember to send photos to us this year!

SCSA (Schools)

- **Internal school competition** organised by teachers as a prelude to the SCSA competition.
- Shortlisted entries submitted for **SCSA 2019 Competition**
- Min. **30 students** (work individually or team of max. 2 students)



2018 Photo submitted by Innova Primary



2018 Photo submitted by Rulang Primary



2018 Photo submitted by Greenridge Primary

Remember to
send photos to
us this year!

SCSA (Schools)

- During the process, students get the opportunity to build their **confidence**, **determination** and **perseverance** through collaborative work.
- SCSA (Schools) can also be part of the **Applied Learning Programme (ALP)** and **Project Work (PW)**.
- 42 schools in Singapore held the SCSA (Schools) in 2018.



Woodlands Primary
(2018 Partner School)



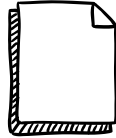
2018 Photo submitted by
Jurong West Primary



2018 Photo submitted by Global
Indian International School

SCSA (Schools)

Schools involved will receive:



SCSA **Certificate of Participation**



Exclusive **SCSA tokens** (up to 40)



Blue Ribbon Awards & Diamond Awards to recognise teachers' efforts



Listing of school name at SCSA exhibition



Featured in Video montage of SCSA (Schools) competition

Remember to send photos to us this year!

SCSA (Schools)

Friends of SCSA Award

- To recognise your school's excellent support for SCSA
- Have organised SCSA (Schools) Competition for consecutively 3 years (from years 2017 – 2019)
- Certificate



SCSA 2019 Details

Prizes!



- × **First Prize Winner** stands to win up to **S\$1,000** worth of vouchers!



Schools producing the **TOP 3** prize winners in the WhizKid category will receive prizes of up to **S\$1,000** and certificates.



Schools with **most number of shortlisted toys** in each category will receive prize of **S\$1,000**.



Categories

Junior WhizKid (Pri 1 & 2)

WhizKid (Pri 3 to 6)

***Participate Individually or a
Team of Two (max)***

Categories

JUNIOR WHIZKID

- × Primary 1 & 2 (or equivalent)
- × Participants will have to create any toy creation that:
 - demonstrates **scientific concepts** creatively
 - incorporate **rubber bands (any shapes & sizes)** as a functional component
 - To submit a **photo of themselves working on the toy!**



2018 Photo submitted by Alexandra Primary

2018 Photo submitted by Paya Lebar Methodist Girls School

Categories

WHIZKID

- × Primary 3 to 6 (or equivalent)

- × Participants can submit any toy creation that
 - demonstrates **scientific concepts** creatively
 - To submit a **journal** of the **toy-making process**.
(Please follow the questions provided. You may create/design your own or use the template provided.)

CREATIVE JOURNAL

Tell us more about your toy-making journey by filling up the following. You may write short sentences or even simply use sketches if needed. A separate journal can be submitted but it must be handwritten by the student.

- ▶ What is the name of your toy?

- ▶ How did you get the idea for your toy?

- ▶ How does it work? What science principle does it operate on or demonstrate?

- ▶ Describe any problems you faced making your toy

- ▶ Include at least 3 photos showing your toy-making journey

Please submit this together with your toy for all participants in the WhizKid category (Primary 3 to 6).

SCSA 2019 Timeline



Creative Design Thinking Workshops for Students	Seven Workshops organised Registration is FULL!! Thank you for the overwhelming support!
SCSA Registration Now till 31 May	https://form.gov.sg/forms/scb/5c64ce049dc8e80010894be7 or Scan the Red QR Code
Toy Submission <u>9 July to 11 July</u>	9 July, 2pm to 5pm @ Changkat Primary School 10 July, 2pm to 5pm – Venue to be confirmed 11 July, 2pm to 5pm – Venue to be confirmed
Final Judging Round 3 September	Shortlisted students from only the WhizKid (P3 to 6) category will have to come for a half-day competition at Science centre
SCSA 2019 Awards Ceremony 7 November 2019	All Winners will be announced at Awards Ceremony & There will be an Exhibition of Winning Toys



Forms will be available for download at the SCSA 2019 Resource Cloud Drive !

Teachers' Awards

Blue Ribbon Award seeks to recognise:

- the **influence** teachers have on their students in the SCSA (Schools) Competition;
- the role that teachers have in **motivating** their students;
- the role teachers play in **guiding, mentoring, and advising** students; and
- teachers that achieve results **outside the classroom**.

Recipients will receive a **certificate** and a **Blue Ribbon**



Teachers' Awards

Forms will be available for download at the SCSA 2019 Resource Cloud Drive !

Diamond Award recognises *in addition* to Blue Ribbon Award:

- Have been involved in SCSA for at least 3 years and active for the last 2 consecutive years (eg. Applied for Diamond Award in 2019, must be active in 2018 & 2019, and one other year (any, eg. 2015).
- Won at least **two Blue Ribbon Awards** prior;
- Emphasises the **participation** and **success** of nominated teacher's **students** in competition;
- Track record of **improving students' achievements**, and making a difference in students;
- Applicants **will be** invited for a sharing with the organising committee.



NEW 

-  **1. SCSA 2019 Resource
Cloud Drive**
- 2. Online Submission
Template** 

SCSA 2019 Resource Cloud Drive

× Link:

<https://1drv.ms/f/s!Ak3KdcE7hFj5gpJmzUqprNVH9CG6NA>

× All available resources such as collaterals, forms, SCSA playbook.

Online Submission Template

To help schools and organisers keep track and record the toys submitted

1. **Every** toy is required to fill the attached template for submission.

2. **Download the submission template from SCSA Resource Cloud Drive:**

<https://1drv.ms/f/s!Ak3KdcE7hFj5gpJmzUqprNVH9CG6NA>

3. The student or parent will insert a photo and title of the toy and emails the teacher-in-charge.

4. The teacher-in-charge will consolidate all the submissions into 1 file.

5. The teacher-in-charge then emails the school's submission to: SCSA.wi47xru4g0sz07no@u.box.com by [11 July 2019]

6. Alternatively, point (3) can be done by the teacher-in-charge as well in consolidating all entries.

7. **Note:** you may bring a thumb-drive during submission of physical toys between 9 -11 July for us to transfer the file to our computer

Check out the how the template look like and a step by step video next!

File

Home

Insert

Design

Transitions

Animations

Slide Show

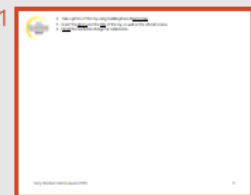
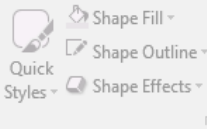
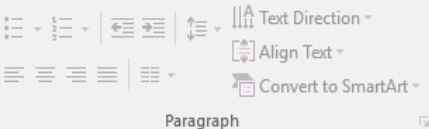
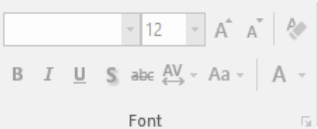
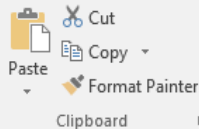
Review


View

Tell me what you want to do...

Sign in


Share





1. Take a photo of the toy using mobile phone in landscape.
2. Insert the photo and the title of the toy, as well as the school's name.
3. Email the teacher-in-charge for submission.

Click icon to add picture



Insert the Toy's Title

Insert School's Name

Sony Creative Science Award 2019 1

This template will be available for download at the SCSA 2019 Resource Cloud Drive !

Click to add notes

Clipboard Slides Font Paragraph Drawing Editing

Paste Copy Format Painter New Slide Section

Calibri (Body) 32 A A Font Face Bold Italic Underline Strikethrough Text Direction Align Text Convert to SmartArt


Shape Fill Shape Outline Shape Effects

Find Replace Select

1




2



1. Take a photo of the toy using mobile phone in landscape.
2. Insert the photo and the title of the toy, as well as the school's name.
3. Email the teacher-in-charge for submission.

Click on the pointed icon to insert picture



Insert the Toy's Title

Insert School's Name

Sony Creative Science Award 2019

2

Click to add notes

SCSA 2018 Toy Collection
Centre @ Woodlands Primary
(2018 Partner School)



Look at the number of toys
submitted for SCSA 2018!

Judging Criteria

What are the judges looking for?

Sharing by SCSA Committee

Judging Criteria – Shortlisting Round

For both Categories

× JUNIOR WHIZKID

Winning toys will be selected in this round

- Scientific Concept
- Creativity and Originality
- Sturdiness and Design
- Fulfils Requirement

WHIZKID

Shortlisted toys will move on the Final Judging Round

- Scientific Concept
- Creativity and Originality
- Sturdiness
- Design

Judging Criteria – Final Judging Round

Only for WhizKid Category

- × **What will happen?**
 - Shortlisted toys(students) will be notified through the schools to attend the Final Judging Round (1-day).
 - Consist of a Toy-Making Challenge & a Sharing-session with the judges.

Let's take a look at a video for
SCSA 2018 Final Judging Round!

Judging Criteria – Final Judging Round

Only for WhizKid Category

Toy-Making Challenge

- Craftsmanship
- Problem-solving Skill
- Creative use of resources
- X-Factor

Sharing-Session



- × **Depth of Understanding**
Scientific principle behind the toy
- × **Toy-making Process**
Contribution to the toy creation process
- × **Design and Conceptualisation**
Making and testing
- × **Active Participation**
Experience gained through building the toy



Examples of Toys

Common Toys to Avoid

- Cars, Boats and Aeroplanes
- Rolling can toys
- Quiz toys
- Automata
- Catapults
- Workshop toys
- Commercial toys
- Jack-in-the-box



Do try to Avoid

- Purchased or assembled toys for DIY kits (eg. Lego, LittleBits) – Not Accepted
- Toys using 3D-printed components
- Similar toys from the same school (in design, mechanism employed, etc.)
- Aim to be unique!



2018 Award Winning Toy

Junior WhizKid (bottle caps) Special Award



CAP Playland Bricks

Guo Zucheng, P2

Fuhua Primary School

This toy is featured in SCSA 2018
Activity Booklet

2018 Award Winning Toy WhizKid 3rd Prize

eRace

Yap Jyan , P3

Yap Leia, P5

Alexandra Primary School



Let's take a look at a video of how
the toy is played!



Handwritten notes on a piece of paper in the top left corner.



EXPERIMENTAL GLASS

Handwritten text on a piece of paper on the right side, including a large 'W' and some illegible cursive.

Toy Submission Pointers

- Label **ALL TOYS AND TOY PARTS** with provided sticker labels on the toys, **not on the packaging**
- Photocopied form or stickers are **allowed**



*Sticker labels should be secured **on the toy** with glue, tape, etc.*

- Include **entry form and journal (for WhizKid category only)** with each toy
- Do **test out** toys repeatedly before submission!
- Ensure all parts of toy properly **secured**



Junior WhizKid

NAME (1) _____
NAME (2) _____
SCHOOL _____
CLASS _____
NAME OF TOY _____
www.science.edu.sg/scsa

WhizKid

NAME (1) _____
NAME (2) _____
SCHOOL _____
CLASS _____
NAME OF TOY _____
www.science.edu.sg/scsa

Packaging of Toys

GOOD PACKAGING

- Each toy in a transparent ziplock bag or box (**max size A3**)
- One toy (with all its parts) per container
- Include a packing list for toys with many components/parts
- Multiple toys, in own packaging, can be placed in bigger box for transport purposes
- Remove batteries from the holders
- **Do not use staples, tape or glue to seal the ziplock bag or box**



What to avoid when packaging toys

- Different parts of toy in separate bags or box / not attached together
- Only name and class stated on toy
- Toy is larger than A3 size / stored in box larger than A3 size

What registered school will receive in April

- ✗ Register here:
<https://form.gov.sg/forms/scb/5c64ce049dc8e80010894be7>
- ✗ Based on the numbers received, we will mail collaterals such as sticker labels, brochures with Entry Form and journal questions.
- ✗ Soft copy will be available in the SCSA Resource Cloud Drive

NAME (1) _____
NAME (2) _____
SCHOOL _____
CLASS _____
NAME OF TOY _____
www.science.edu.sg/scsa

NAME (1) _____
NAME (2) _____
SCHOOL _____
CLASS _____
NAME OF TOY _____
www.science.edu.sg/scsa

SCSA (SCHOOLS) COMPETITION

The SCSA (Schools) is an internal competition that you can organise for your school students. The competition provides a channel for students to express their creativity whilst learning science concepts. The best entries from the competition can then be submitted to the national-level SCSA competition.

- How many students need to be involved?
It can be a school-wide initiative or you can start small with a minimum of 30 students.
- How will schools be supported?
Schools will receive up to 50 activity tokens for the participants, Certificates of Participation for every participant and a playlist to guide teacher organisers.
- Search it yourself! How have I registered my school?
Send in your registration by 23 May 2024 to scsbawards@science.edu.sg. You may download the registration form on the SCSA website www.science.edu.sg/scsa.
- Do I need to submit anything if I am organising the competition?
Other than the registration form (Form B), schools will submit a simple report (Form B1) together with photos or videos of the school competition.
- Stand to win!
Schools that have organised the SCSA (Schools) competition for 3 consecutive years will be recognised with the "Friends of SCSA" Award. Teachers who have contributed to organising the SCSA (Schools) competition can be nominated for the Blue Ribbon Award and Diamond Award.

More details are available at www.science.edu.sg/scsa

ENTRY FORM

Please complete the entry form and attach it to the copy of your submission to Science Centre Singapore between 1st April 2024 and 23rd May 2024. After this date, the form will not be eligible for the competition. For the registration form, please refer to the attached. Photocopies or printed forms are not accepted.

Please use your chosen
Category: Individual (1st 1-16) Wholesal (1st 1-16)

Participation: Individual Team of 2

Name of Student(s) (in both surnames): _____ Class: _____
1. _____
2. _____

Contact No. of Student or Parent: _____
Name of Teacher-in-Charge: _____
Contact No. of Teacher-in-Charge: _____
Email Address of Teacher-in-Charge: _____

Declaration: I confirm that the key to register invention.

Student 1 (if awarded) _____ Student 2 (if awarded) _____

SONY **CREATIVITY** **AWARD**

ARE YOU X-CITED?

www.science.edu.sg/scsa

What happen to the toys after judging

- × Will notify schools the period of collecting back their toys
- × Uncollected toys will be disposed at the end of the period
- × Winning Toys will be retained and kept by organisers.

SCSA Privacy Statements

By submitting your application/registration for participation in SCSA, you agree that:

- ✘ a. any and all personal data submitted by you in the course of your application/registration for and participation in SCSA, may be collected, used and/or disclosed by the organisers for various purposes, including to communicate with you for purposes related to SCSA, and such other purposes the organisers may reasonably deem appropriate, or in relation to which you have otherwise provided your consent;
- ✘ b. The organisers may collect, use, disclose and share with its joint organisers and/or service providers, your personal data, including photographs or audio-video or other recordings of you captured or obtained by or for SCSA (“Material”), for publicity and/or use in advertisements across all media, including, without limitation, in the organisers’ publications, presentations, promotional materials on its websites, in its original or edited format, whether to promote SCSA or otherwise, and without further notification, remuneration or compensation to you; and
- ✘ c. the copyright and all other intellectual property rights in and to all Material shall vest solely and absolutely in SCSA without further compensation.



Any Questions?

More information and all necessary forms can be found @

SCSA 2019 Resource Cloud Drive

<https://1drv.ms/f/s!Ak3KdcE7hFj5gpJmzUqprNVH9CG6NA>

Or email us at upstream@science.edu.sg

Tel: 6425 2591

Remember to register for the competition @

<https://form.gov.sg/forms/scb/5c64ce049dc8e80010894be7>

or Scan the **Red** QR Code

